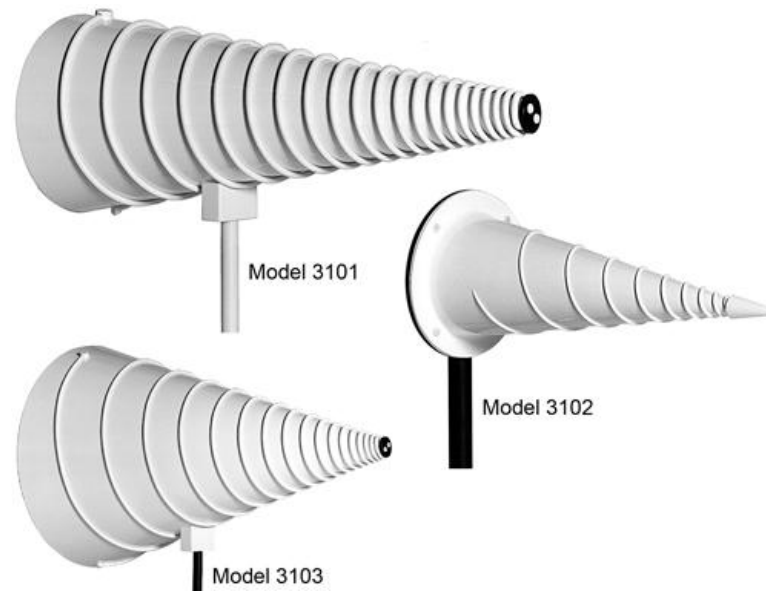


Model 3100 Series

Conical Log Spiral Antennas

User Manual



 **ETS-LINDGREN**[™]
An ESCO Technologies Company

ETS-Lindgren Inc. reserves the right to make changes to any product described herein in order to improve function, design, or for any other reason. Nothing contained herein shall constitute ETS-Lindgren Inc. assuming any liability whatsoever arising out of the application or use of any product or circuit described herein. ETS-Lindgren Inc. does not convey any license under its patent rights or the rights of others.

© Copyright 2002–2013 by ETS-Lindgren Inc. All Rights Reserved. No part of this document may be copied by any means without written permission from ETS-Lindgren Inc.

Trademarks used in this document: The *ETS-Lindgren* logo is a trademark of ETS-Lindgren Inc.

Revision Record | MANUAL,3101,3102,3103 | Part #399276, Rev. C


Revision	Description	Date
A	Initial Release	September, 2002
B	Updated Gain chart for Model 3101; rebrand	July, 2008
C	Updated illustrations in <i>Circular Polarization</i>	March, 2013


Table of Contents

Notes, Cautions, and Warnings	v
1.0 Introduction	7
Standard Configuration	7
Optional Items	8
Right-Hand Circular Polarization	8
Tripod Options	8
ETS-Lindgren Product Information Bulletin	9
2.0 Maintenance	11
Maintenance Recommendations	11
Annual Calibration	11
Replacement and Optional Parts	12
Service Procedures	12
3.0 Specifications	13
Electrical Specifications	13
Physical Specifications	13
4.0 Mounting Instructions	15
Using Included Mounting Adapters	15
Model 3101	16
Model 3102	17
Model 3103	18
5.0 Circular Polarization	19
Left-Hand Circular Polarization	19
Right-Hand Circular Polarization	20
6.0 Typical Data	21
Model 3101	21
Model 3101 Antenna Factor	21
Model 3101 Gain	22
Model 3101 VSWR	22
Model 3101 Forward Power – 1 Meter	23
Model 3102	24
Model 3102 Antenna Factor	24

Model 3102 Gain	24
Model 3102 VSWR	25
Model 3102 Forward Power – 1 Meter	25
Model 3103.....	26
Model 3103 Antenna Factor.....	26
Model 3103 Gain	26
Model 3103 VSWR	27
Model 3103 Forward Power – 1 Meter	27
Appendix A: Warranty	29

Notes, Cautions, and Warnings

	<p>Note: Denotes helpful information intended to provide tips for better use of the product.</p>
<p>CAUTION</p>	<p>Caution: Denotes a hazard. Failure to follow instructions could result in minor personal injury and/or property damage. Included text gives proper procedures.</p>
<p>WARNING</p>	<p>Warning: Denotes a hazard. Failure to follow instructions could result in SEVERE personal injury and/or property damage. Included text gives proper procedures.</p>

 See the ETS-Lindgren *Product Information Bulletin* for safety, regulatory, and other product marking information.

This page intentionally left blank.

1.0 Introduction

The **ETS-Lindgren Model 3100 Series Conical Log Spiral** antennas are circularly polarized broadband antennas covering the frequency range of 100 MHz to 10 GHz. This family of antennas includes the Model 3101, Model 3102, and the Model 3103. The Conical Log Spiral antennas are designed specifically for EMI measurements and compliance testing as called for in various Military Standards.

Each antenna is constructed of a fiberglass cone upon which two logarithmic spirals of 50-ohm coaxial cable are securely fastened. Outside windings improve heat dissipation. The coaxial connectors are located in the phenolic base plate of the cone. A 1/4–20 adapter for a tripod or other mounting configuration is attached to the antenna near its horizontal center of gravity or at the antenna base plate.

The Conical Log Spiral antennas receive both circular polarized and linear polarized fields (with a 3-dB variance for linear fields) under normal operating conditions.

Model 3101, Model 3102, and Model 3103 are right-hand wound, and transmit and receive a left-hand circularly polarized wave. Model 3101L, Model 3102L, and Model 3103L are left-hand wound, and transmit and receive a right-hand circularly polarized wave.

During the manufacturing process each antenna is individually calibrated at 1 meter per SAE ARP 958. Typical antenna data is included beginning on page 21. Actual factors and a signed *Certificate of Calibration Conformance* are shipped with each antenna.

Standard Configuration

- Left-hand circular polarization
- Support rod
- Support base configured to accept ETS-Lindgren or other tripod mount with standard 1/4–20 threads

Optional Items

RIGHT-HAND CIRCULAR POLARIZATION

This option reverses the antenna windings for right-hand polarization. See *Circular Polarization* on page 19.

TRIPOD OPTIONS

ETS-Lindgren offers the following nonmetallic, non-reflective tripods for use at both indoor and outdoor EMC test sites.

- **4-TR Tripod**—Constructed of linen phenolic and delrin, designed with an adjustable center post for precise height adjustments. Maximum height is 2.0 m (80.0 in), and minimum height is 94 cm (37.0 in). This tripod can support up to an 11.8 kg (26.0 lb) load.



- **7-TR Tripod**—Constructed of PVC and fiberglass components, providing increased stability for physically large antennas. The unique design allows for quick assembly, disassembly, and convenient storage. Allows several different configurations, including options for manual or pneumatic polarization. Quick height adjustment and locking wheels provide ease of use during testing. Maximum height is 2.17 m (85.8 in), with a minimum height of 0.8 m (31.8 in). This tripod can support a 13.5 kg (30 lb) load.



ETS-Lindgren Product Information Bulletin

See the ETS-Lindgren *Product Information Bulletin* included with your shipment for the following:

- Warranty information
- Safety, regulatory, and other product marking information
- Steps to receive your shipment
- Steps to return a component for service
- ETS-Lindgren calibration service
- ETS-Lindgren contact information

This page intentionally left blank.

2.0 Maintenance

CAUTION

Before performing any maintenance, follow the safety information in the ETS-Lindgren *Product Information Bulletin* included with your shipment.



Maintenance of the Conical Log Spiral antennas is limited to external components such as cables or connectors.

If you have any questions concerning maintenance, contact ETS-Lindgren Customer Service.

Maintenance Recommendations

If the Conical Log Spiral antennas are used outdoors, periodically check them for water accumulation. Water has a high dielectric constant and can alter the performance of the antenna.

Annual Calibration

See the *Product Information Bulletin* included with your shipment for information on ETS-Lindgren calibration services.

Replacement and Optional Parts

Following are the part numbers for ordering replacement and optional parts for the Model 3100 Series Conical Log Spiral antennas.

Part Description	Part Number
Right-hand wound / left-hand circularly polarized wave: <ul style="list-style-type: none">• Model 3101 : 3101• Model 3102 : 3102• Model 3103 : 3103	
Left-hand wound / right-hand circularly polarized wave: <ul style="list-style-type: none">• Model 3101 : 3101L• Model 3102 : 3102L• Model 3103 : 3103L	
Support Base (for all Model 3100 Series antennas)	101942B
Model 3101 Support Rod	101941
Model 3102 Support Rod	101943B
Model 3103 Support Rod	101944

Service Procedures

For the steps to return a system or system component to ETS-Lindgren for service, see the *Product Information Bulletin* included with your shipment.

3.0 Specifications

Electrical Specifications

	Model 3101	Model 3102	Model 3103
Frequency Range:	200 MHz–1 GHz	1 GHz–10 GHz	100 MHz–1 GHz
Impedance:	50 Ω	50 Ω	50 Ω
VSWR (Avg):	2.4:1	1.6:1	1.9:1
Maximum Continuous Power:	100 Watts	50 Watts	100 Watts
Short-Term Peak Power:	150 watts	100 Watts	150 Watts
Polarization:	Circular		
Connector:	Type N female		

Physical Specifications

	Model 3101	Model 3102	Model 3103
Length:	81.3 cm 32.0 in	38.1 cm 15.0 in	102.0 cm 40.0 in
Diameter:	33.0 cm 13.0 in	12.7 cm 5.0 in	66.0 cm 26.0 in
Weight:	4.5 kg 10.0 lb	3.6 kg 8.0 lb	10.0 kg 22.0 lb

This page intentionally left blank.

4.0 Mounting Instructions

CAUTION

Before connecting any components, follow the safety information in the ETS-Lindgren *Product Information Bulletin* included with your shipment.

CAUTION

Do not mount the Model 3100 Series Conical Log Spiral antennas onto a 2x2 boom.

Using Included Mounting Adapters

The Model 3100 Series Conical Log Spiral antennas ship with these mounting adapters:

- **101942B Support Base**—Ships with all Model 3100 Series antennas



Support Rod

- **101941 Support Rod**—Ships with Model 3101



- **101943B Support Rod**—Ships with Model 3102



- **101944 Support Rod**—Ships with Model 3103



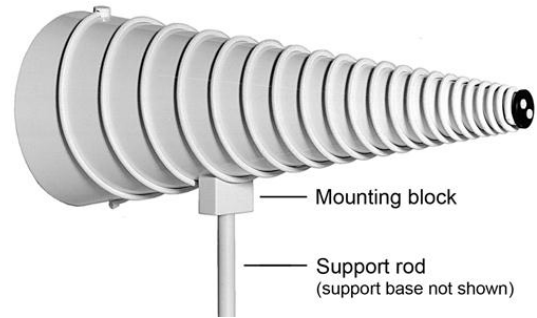
MODEL 3101

To use the included adapters to mount the Model 3101 to a 4-TR Tripod, a 7-TR Tripod, or a mast:



Do not cross thread any connections or permanent could occur.

1. Thread the support rod into the support base.
2. Thread the other end of the support rod into the mounting block on the antenna.



3. Attach the support base to the 4-TR, 7-TR, or mast.


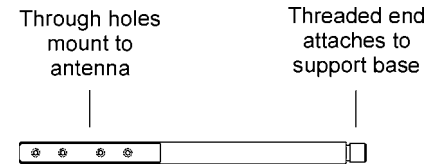
MODEL 3102

To use the included adapters to mount the Model 3101 to a 4-TR Tripod, a 7-TR Tripod, or a mast:



Do not cross thread any connections or permanent could occur.

1. Align the through holes on the support rod with the back plate of the antenna.



2. Insert the mounting screws (included) into the through holes and back plate. Tighten to secure the rod into place. Do not over tighten.
3. Attach the support base to the 4-TR, 7-TR, or mast.

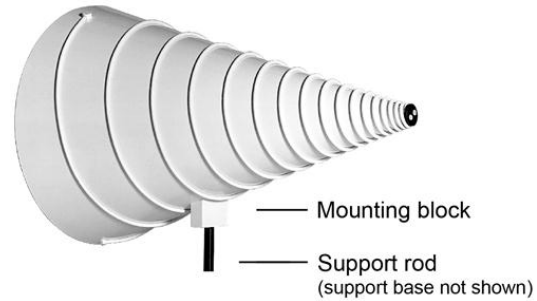
MODEL 3103

To use the included adapters to mount the Model 3101 to a 4-TR Tripod, a 7-TR Tripod, or a mast:



Do not cross thread any connections or permanent could occur.

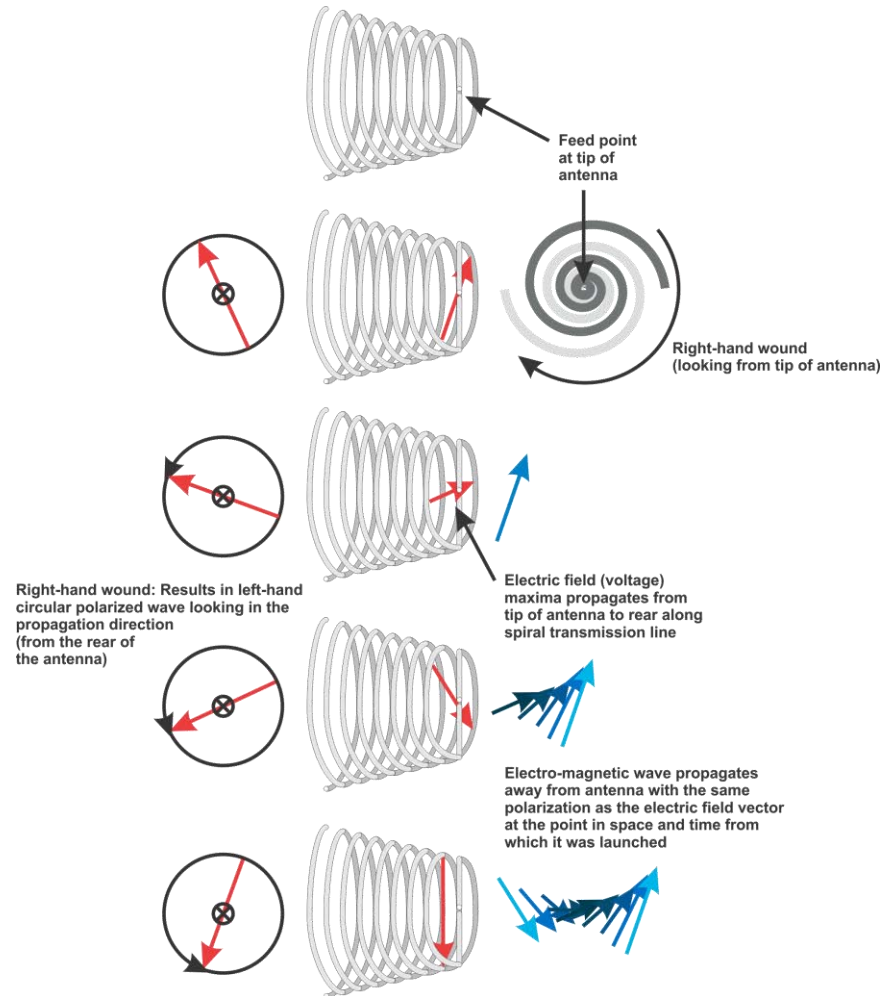
1. Thread the support rod into the support base.
2. Thread the other end of the support rod into the mounting block on the antenna.



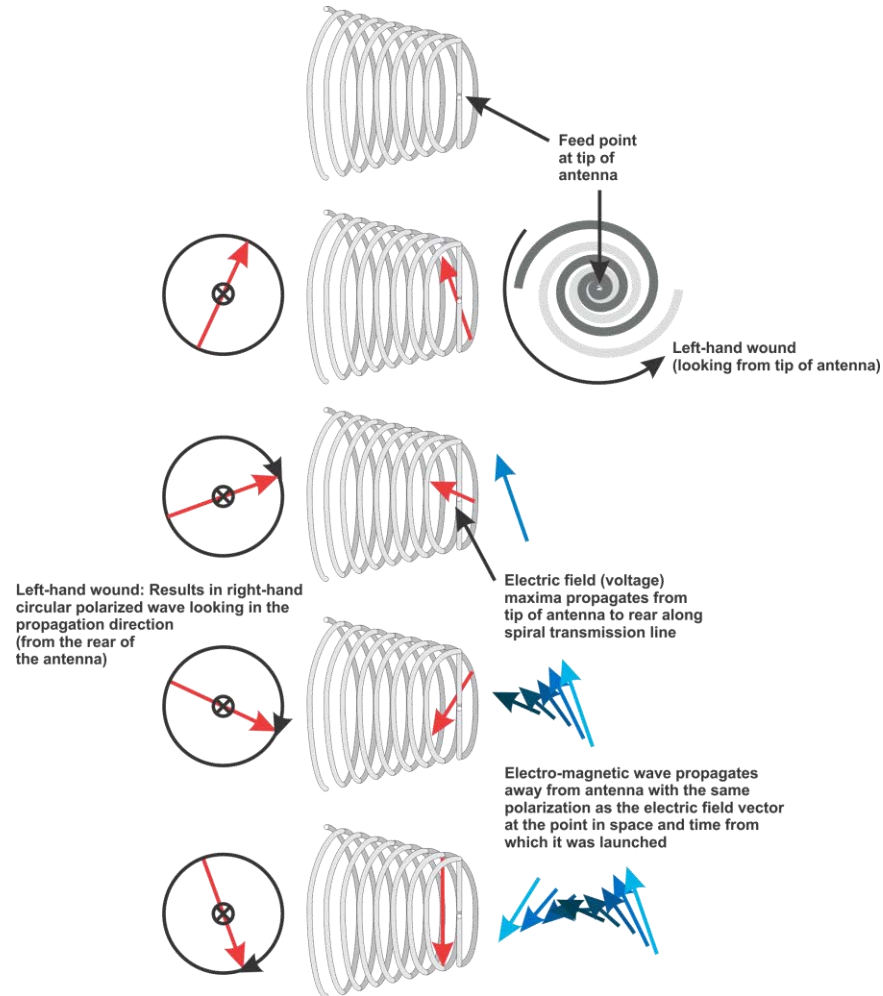
3. Attach the support base to the 4-TR, 7-TR, or mast.

5.0 Circular Polarization

Left-Hand Circular Polarization



Right-Hand Circular Polarization



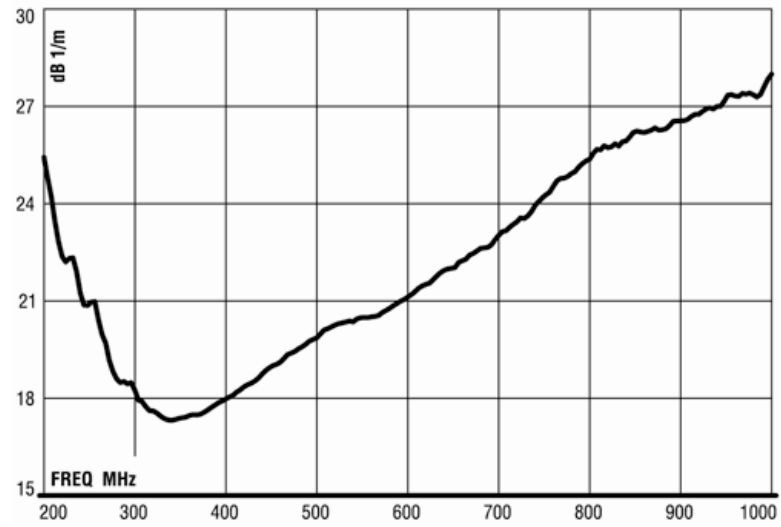
6.0 Typical Data



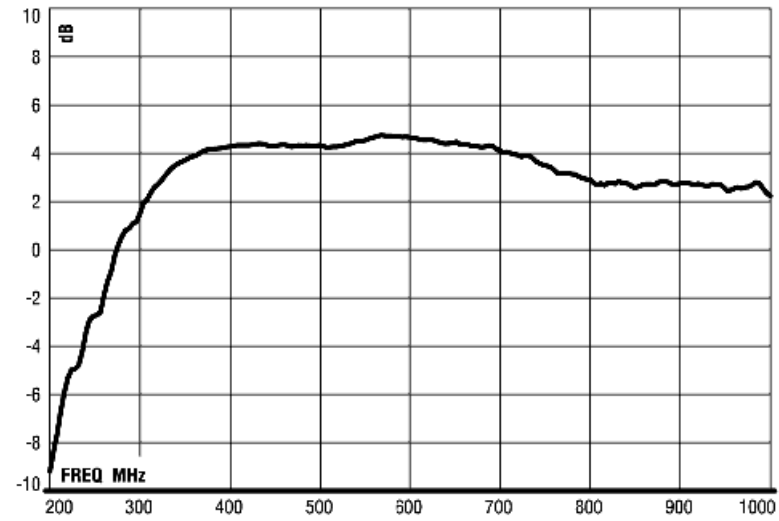
Typical data measurements taken at one-meter spacing.

Model 3101

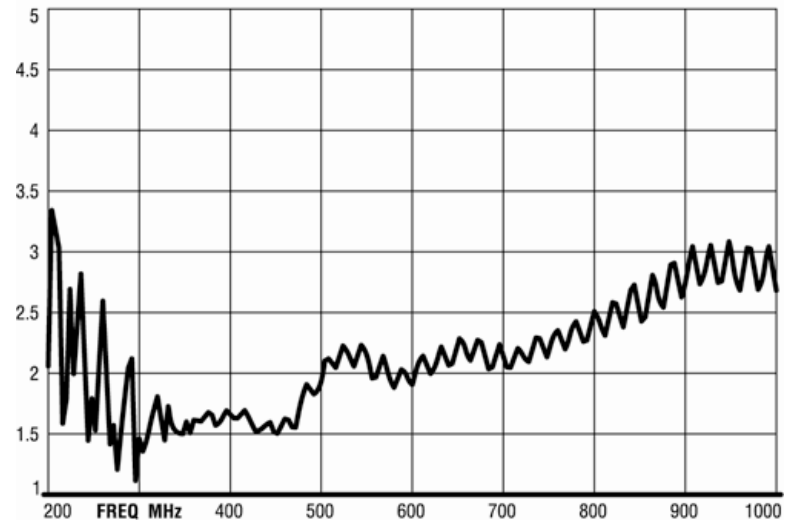
MODEL 3101 ANTENNA FACTOR



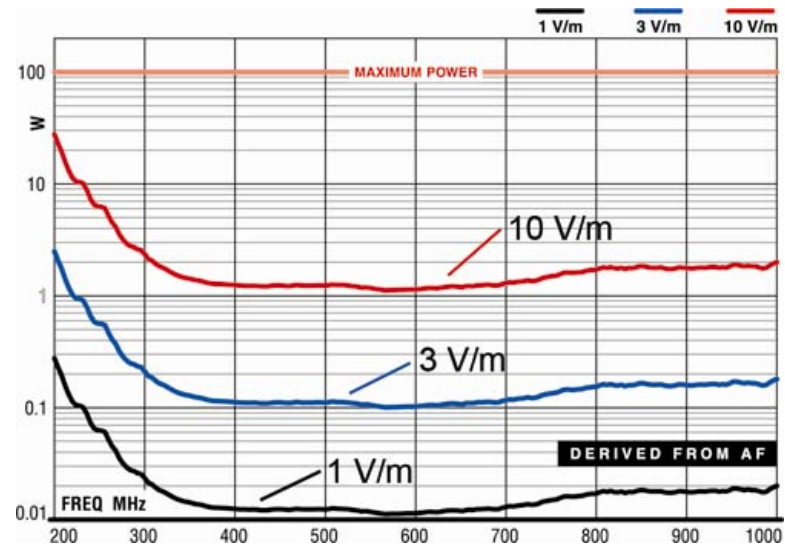
MODEL 3101 GAIN



MODEL 3101 VSWR

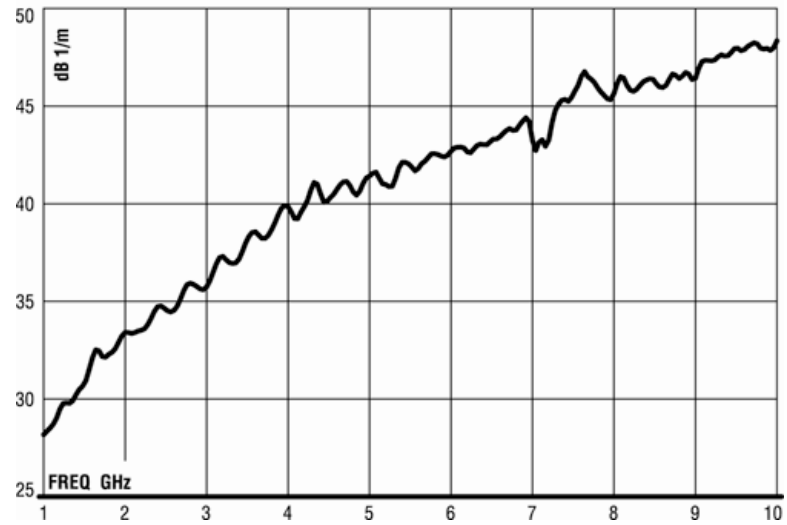


MODEL 3101 FORWARD POWER – 1 METER

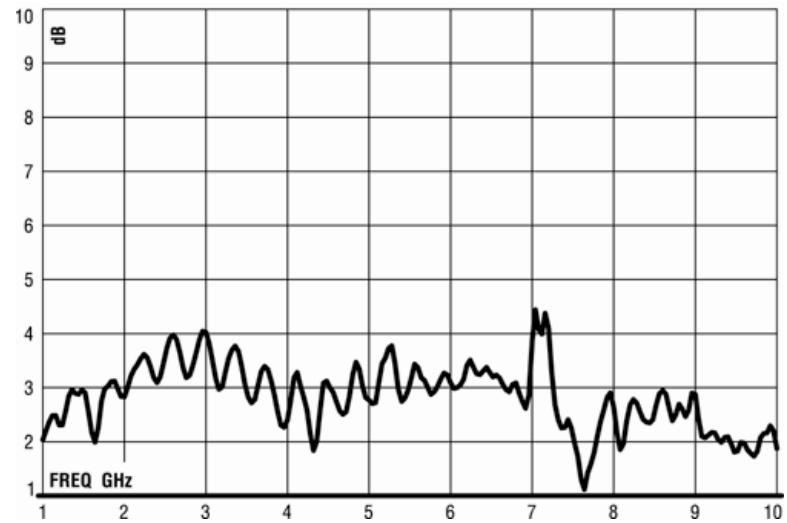


Model 3102

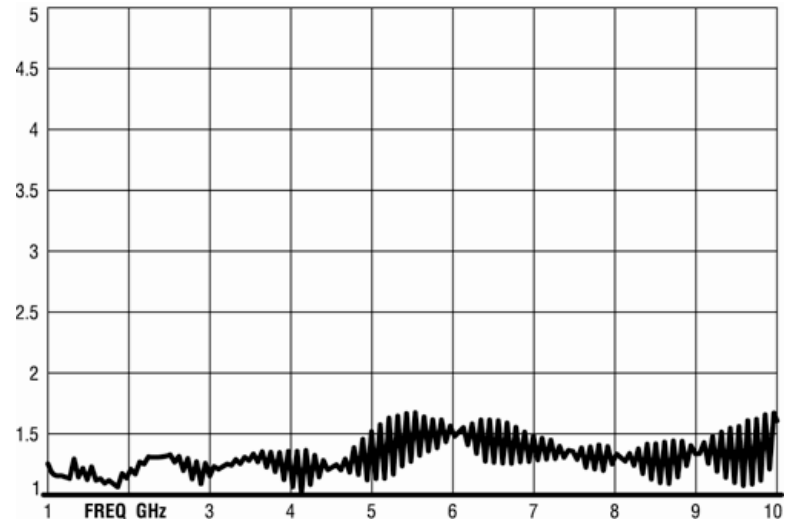
MODEL 3102 ANTENNA FACTOR



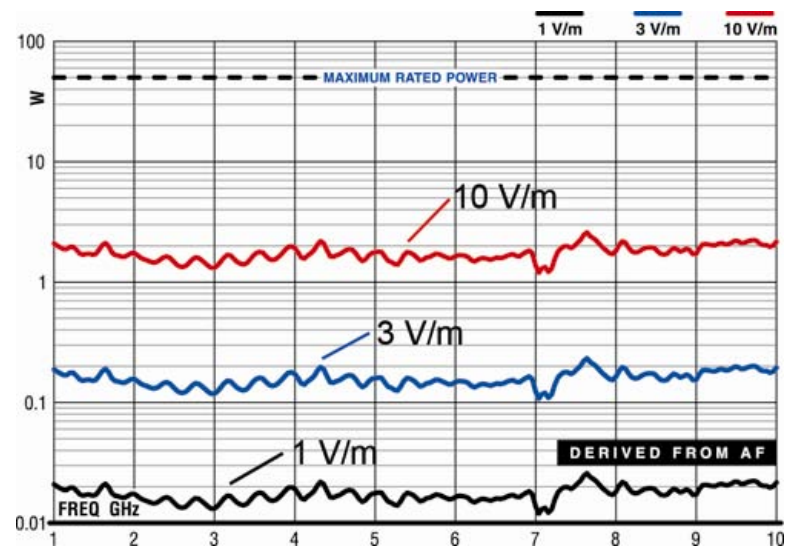
MODEL 3102 GAIN



MODEL 3102 VSWR

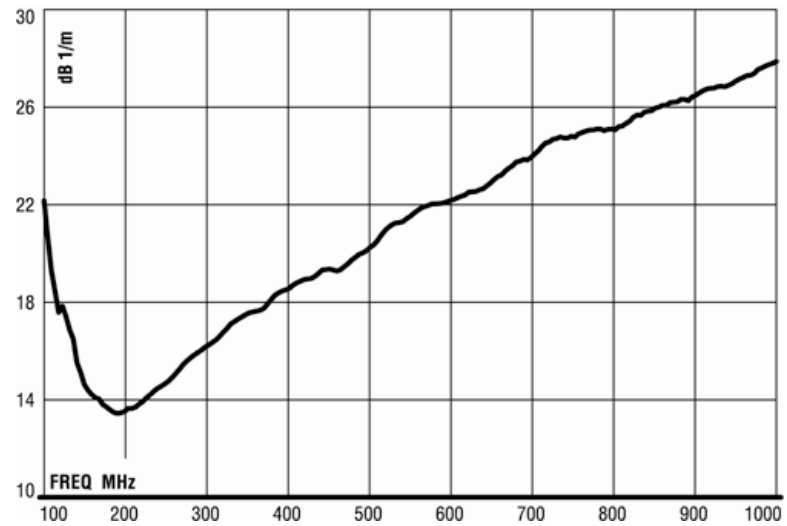


MODEL 3102 FORWARD POWER – 1 METER

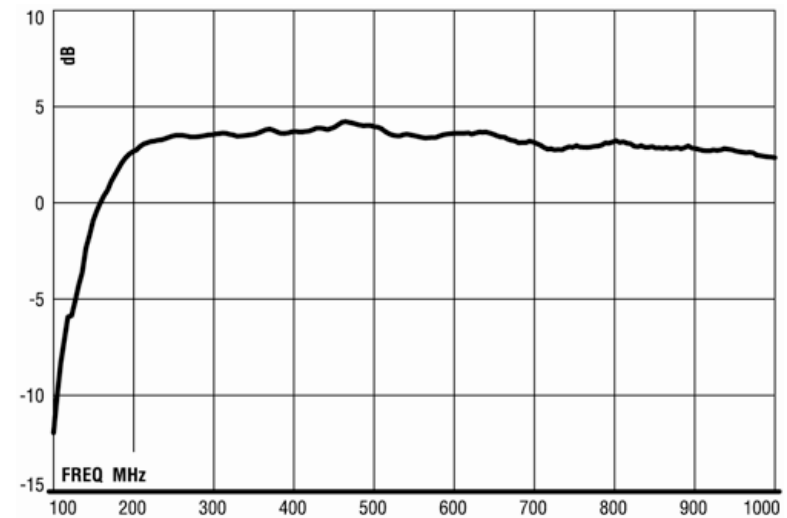


Model 3103

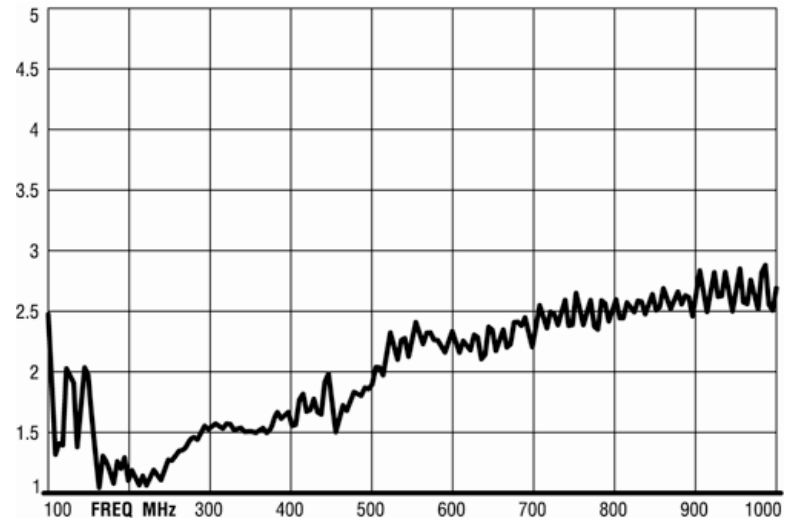
MODEL 3103 ANTENNA FACTOR



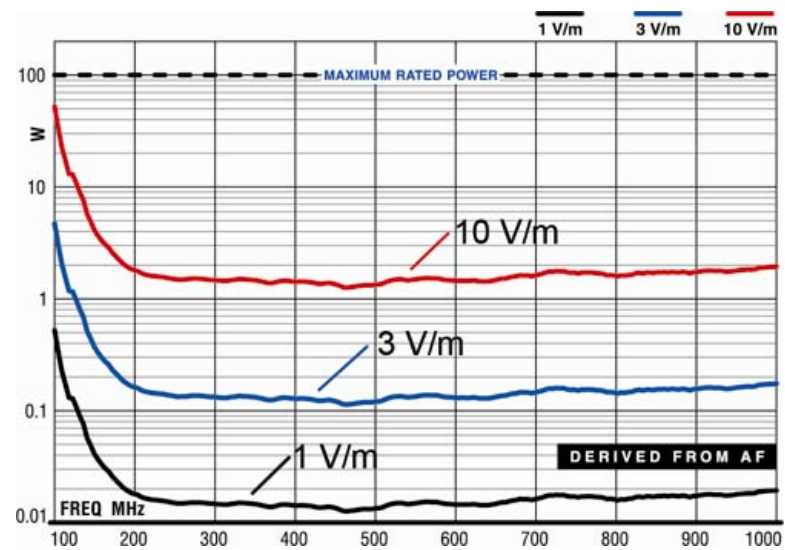
MODEL 3103 GAIN



MODEL 3103 VSWR



MODEL 3103 FORWARD POWER – 1 METER



This page intentionally left blank.

Appendix A: Warranty



See the *Product Information Bulletin* included with your shipment for the complete ETS-Lindgren warranty for your Conical Log Spiral antennas.

DURATION OF WARRANTIES FOR CONICAL LOG SPIRAL ANTENNAS

All product warranties, except the warranty of title, and all remedies for warranty failures are limited to two years.

Product Warranted	Duration of Warranty Period
Model 3100 Series Conical Log Spiral Antennas	2 Years