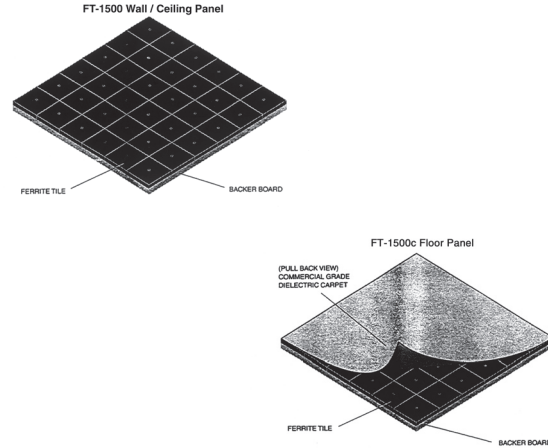


FEATURES:

- **30 MHz - 1000 MHz**
- **Applications:**
 - **ANSI C63.4**
 - **CISPR 16-1-4**
 - **IEC 61000-4-3**
- **Precision Machined Tiles**
- **Easy Installation & Removal**



ETS-Lindgren's FT-1500 and FT-1500C Ferrite Tile

ETS-LINDGREN'S FT-1500 and FT-1500C combine precision machined ferrite tile with a tuned dielectric backing layer to create a high performance, ultra thin absorber.

Compared with traditional absorber, the thin profile of FT-1500 and FT-1500C increases usable interior chamber space while maintaining performance characteristics.

DESCRIPTION

FT-1500 and FT-1500C are constructed by layering precision machined tiles on a tuned dielectric backing. Each of the six surfaces of every tile is machined to a tolerance of ± 0.13 mm. These precise dimensional tolerances allow for smooth tile-to-tile alignment, reducing the occurrence of gaps that can degrade performance.

Both FT-1500 and FT-1500C are supplied as rigid 600 mm x 600 mm panels. FT-1500 is suitable for mounting on walls and ceilings, and is attached with screws or other mechanical fasteners.

FT-1500C is a variation of FT-1500 that adds a special commercial grade carpet over the surface of the tile. The floor panels can be easily assembled, reconfigured, and removed as needed.

FEATURES

FT-1500 and 1500C offer broadband absorber performance in a thin profile. They perform well as either wall or floor absorber treatments in test chambers for a variety of test standards.

Gaps between tiles are minimized with precise machining of each of

the six sides of every ferrite tile. The result is improved performance when compared with non precision machined tiles.

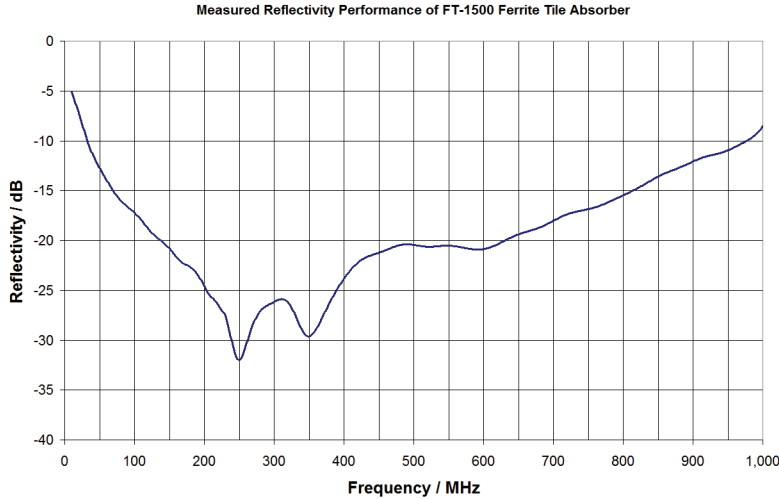
The modular panel construction means panels can easily be assembled, reconfigured, or removed as needed.

APPLICATIONS


- ANSI C63.4
- CISPR 16-1-4
- IEC 61000-4-3

STANDARD CONFIGURATION

- FT-1500 -- Precision machined ferrite tile with a tuned dielectric backing layer. Arranged in a 600 mm x 600 mm square consisting of 36 tiles.



FT-1500 Typical Measured Performance



FT-1500 Ferrite Tile Wall

Electrical Properties

MODEL #	FREQUENCY	POWER HANDLING
FT-1500	30 MHz - 1000 MHz	1.5 W/in ² , 0.26 W/cm ² (1000 V/m CW)
FT-1500C	30 MHz - 1000 MHz	1.5 W/in ² , 0.26 W/cm ² (1000 V/m CW)

Physical Properties

MODEL #	SIZE	NOMINAL HEIGHT	NOMINAL WEIGHT PER PANEL
FT-1500	600 mm x 600 mm 23.62 in. x 23.62 in.	25.0 mm 1.0 in.	15.9 kg/m ² 35.0 lb/ft ²
FT-1500C	600 mm x 600 mm 23.62 in. x 23.62 in.	25.0 mm 1.0 in.	15.9 kg/m ² 35.0 lb/ft ²